

tweetmytime

Sharing your race progress
with friends is no sweat.

Setting up text messages through
Twitter and Facebook

Using Text Messages with TweetMyTime


Runners who have signed up with TweetMyTime can have their progress sent to their phones. Additionally, people in their social networks can have text messages sent to their phone to follow progress, as well.

Please note: text updates will only work if you or the person you wish to follow has signed up for TweetMyTime, and the phone is correctly configured through Twitter or Facebook.

The following pages will show you how to configure your phone to receive text updates from Twitter or Facebook.

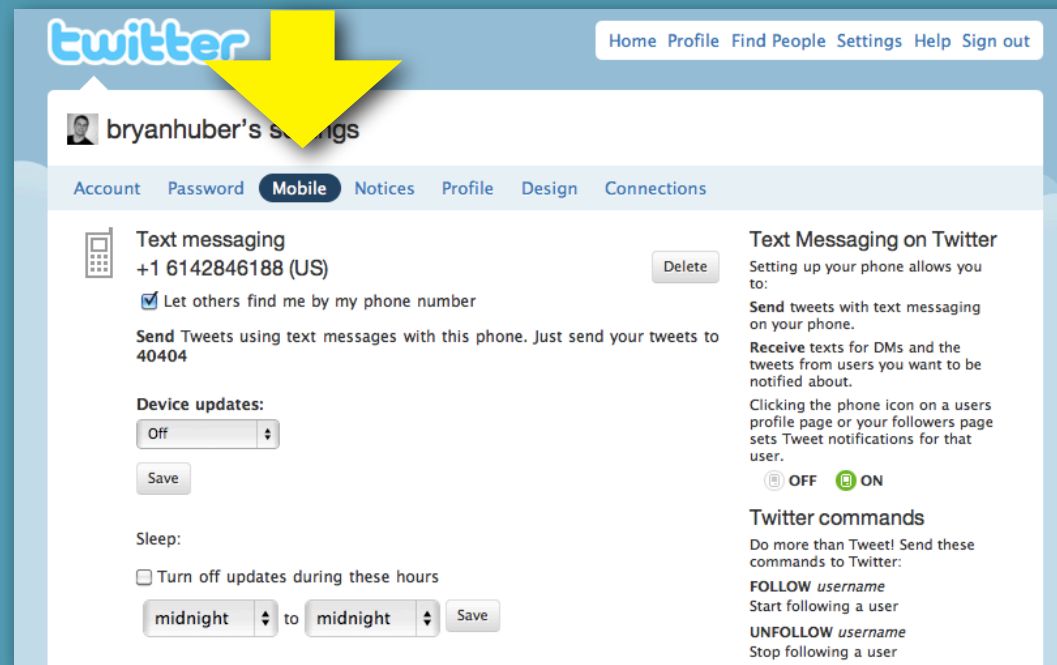
Setting up Twitter Text Messages

Step 1: Log in to Twitter and click on settings



Setting up Twitter Text Messages

Step 2: Click on “Mobile” and follow the directions to add your mobile phone number.



Setting up Twitter Text Messages

Step 3: Once your mobile number has been successfully added, go to the profile you wish to receive TweetMyTime updates from and click on the phone icon to receive text messages. Repeat to add other profiles. That's it!



Note: You can turn it on right before the race and off after it's completed. However, you should confirm that you are receiving updates before the race starts.

Twitter Resources:

<http://twitter.zendesk.com/forums/59008/entries/14589>

<http://help.twitter.com/entries/15610>

Setting up Facebook Text Messages

Step 1: Log in to Facebook and click on Account and then Account Settings.



facebook Search Home Profile Account ▾

My Account

Settings Networks Notifications Mobile Language Payments Facebook Ads

Name	change
Your real name.	Bryan Huber
Username	change
Your username	bryanhuber
Email	change
Set your email contact information.	bryan@huberandco.com

Bryan Huber

- Edit Friends
- Account Settings
- Privacy Settings
- Application Settings
- Credits Balance
- Help Center
- Logout

Setting up Facebook Text Messages

Step 2: Click on the Mobile tab and follow the steps to add your mobile phone



My Account

Settings Networks Notifications **Mobile** Language Payments Facebook Ads

[Go to Facebook Mobile »](#)

Mobile Phones

You have activated Facebook Mobile. You can now receive friend requests, messages, wall posts, and status updates on your phone, or upload photos and videos on the go.*

16142846188 on AT&T [remove](#)

[Add another phone](#)

[Already received a confirmation code?](#)

Setting up Facebook Text Messages

Step 3: Once your phone is authorized, confirm that you are in Account Settings and are on the Mobile tab. Scroll down the page to the “Whose status updates should go to my phone?” and select “Click Here.”



Mobile Phones

You have activated Facebook Mobile. You can now receive friend requests, messages, wall posts, and status updates on your phone, or upload photos and videos on the go.*

16142846188 on AT&T [remove](#)

[Add another phone](#)

[Already received a confirmation code?](#)

Facebook Text Messages

Texts are:

On Off

Which text notifications should go to my phone?

[Click here](#) to manage your mobile notifications.

Send text notifications only from friends

What times should texts be sent to my phone?

Anytime Only from to

Do not send me SMS notifications while I am using Facebook

How many texts should be sent?

Limit my daily texts to

Should a confirmation text be sent when I message, wall post, comment, poke, upload photos, or set my status from my phone?

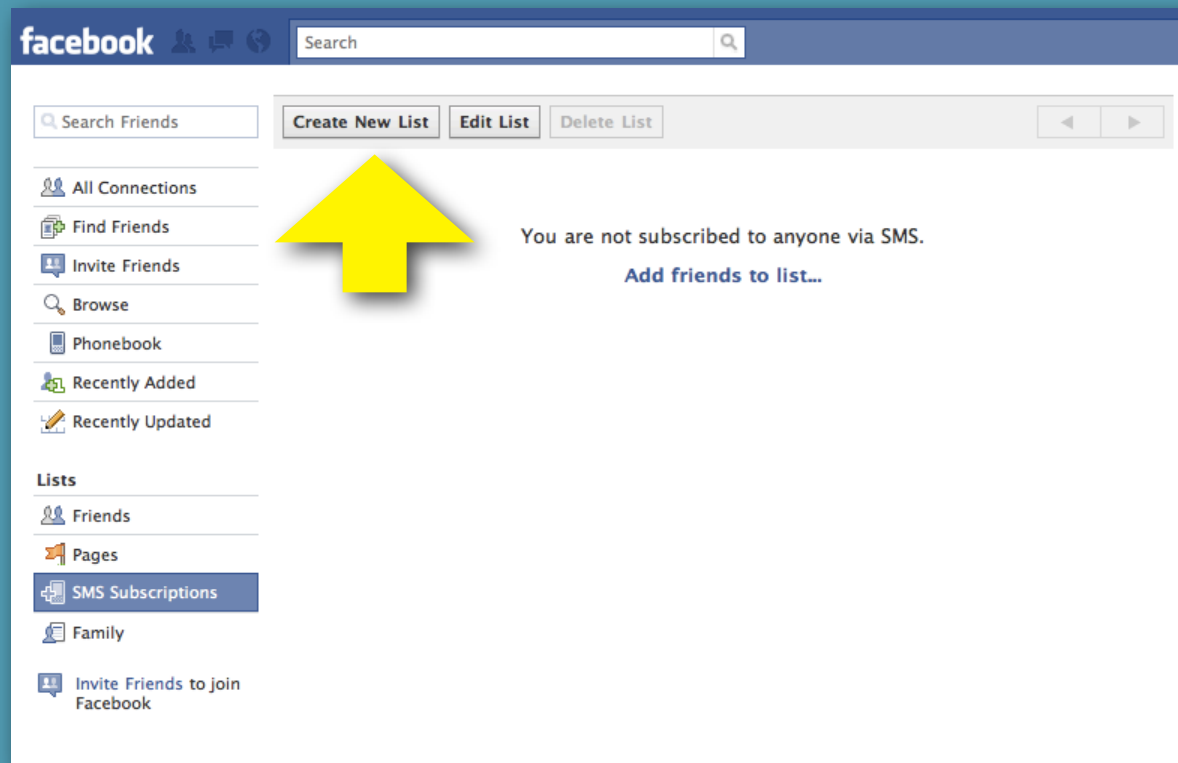
Yes No

Whose status updates should go to my phone?

[Click here](#) to manage your mobile subscriptions.

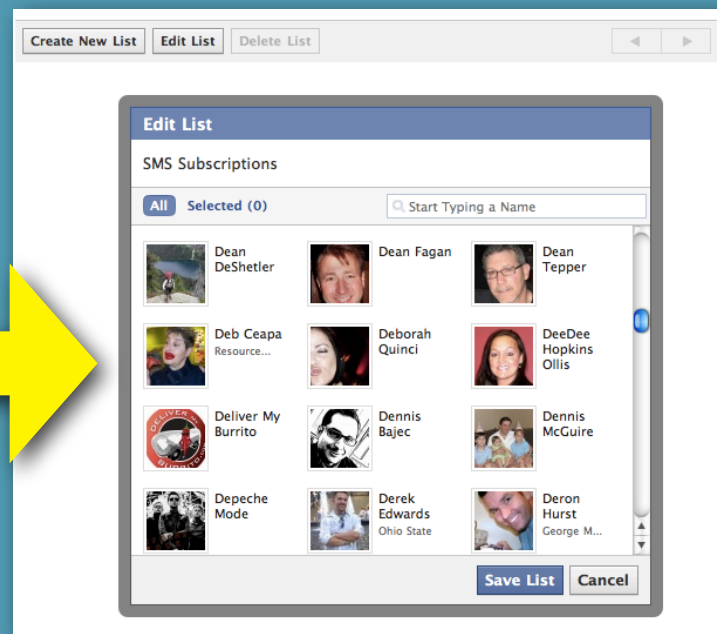
Setting up Facebook Text Messages

Step 4: Click on the “Create New List” button



Setting up Facebook Text Messages

Step 5: Add friend(s) to the list who's TweetMyTime update you wish to receive to your phone. That's it!



Note: You can turn it on right before the race and off after it's completed. However, you should confirm that you are receiving updates before the race starts.

Facebook Resource:

<http://blog.facebook.com/blog.php?post=92328097130>

tweetmytime

For support visit TweetMyTime.com and click on the support tab on the right side of your browser.

Follow us: @TweetMyTime